

PRODUCT HIGHLIGHTS

- REACH & RoHS 2 compliant
- Made in U.S.A.
- Suitable for direct burial, lashed aerial, duct and underground conduit applications
- Cable core is filled with non-conductive, water-blocking gel
- Tested from 1 to 660 MHz.
- Rugged black polyolefin jacket
- UV resistant jacket
- Proven shield technology improves RFI and EMI performance

TEMPERATURE RANGE

- **Storage Temperature**
-40°C to +70°C
(-40°F to +158°F)
- **Installation Temperature**
-20°C to +70°C
(-4°F to +158°F)
- **Operation Temperature**
-40°C to +70°C
(-40°F to +158°F)

APPLICATIONS

- 10 Gigabit Ethernet (IEEE 802.3an)
- 5 Gigabit Ethernet (IEEE 802.3bz)
- 2.5 Gigabit Ethernet (IEEE 802.3bz)
- Gigabit Ethernet (IEEE 802.3ab)
- 100 Mbps Ethernet (IEEE 802.3u)
- 1000 Mbps ATM
- 622 Mbps ATM
- 15W PoE (IEEE 802.3af)
- 30W PoE+ (IEEE 802.3at)
- 60W PoE++ (IEEE 802.3bt Type 3)
- 100W PoE++ (IEEE 802.3bt Type 4)

PACKAGING

- 1,000 foot (305 m) reels
- Reverse sequential footage markings standard on each 1,000 foot package
- Unit/pallet: 16
- CMP Carton Weight (lbs): 47.0
- CMP Product Weight (lbs): 43.7

Cat 6A F/UTP Single Jacket OSP

	Part Number	# of Pairs	Calculated Cable O.D.		Cable Weight		c(UL) us Listed Type
			inches	mm	lbs/1000ft	kg/305 m	
OUTDOOR F/UTP	30348-8-XXY	4	0.320	8.128	40.6	18.4	CMP (NFPA 262), CSA Type FT6

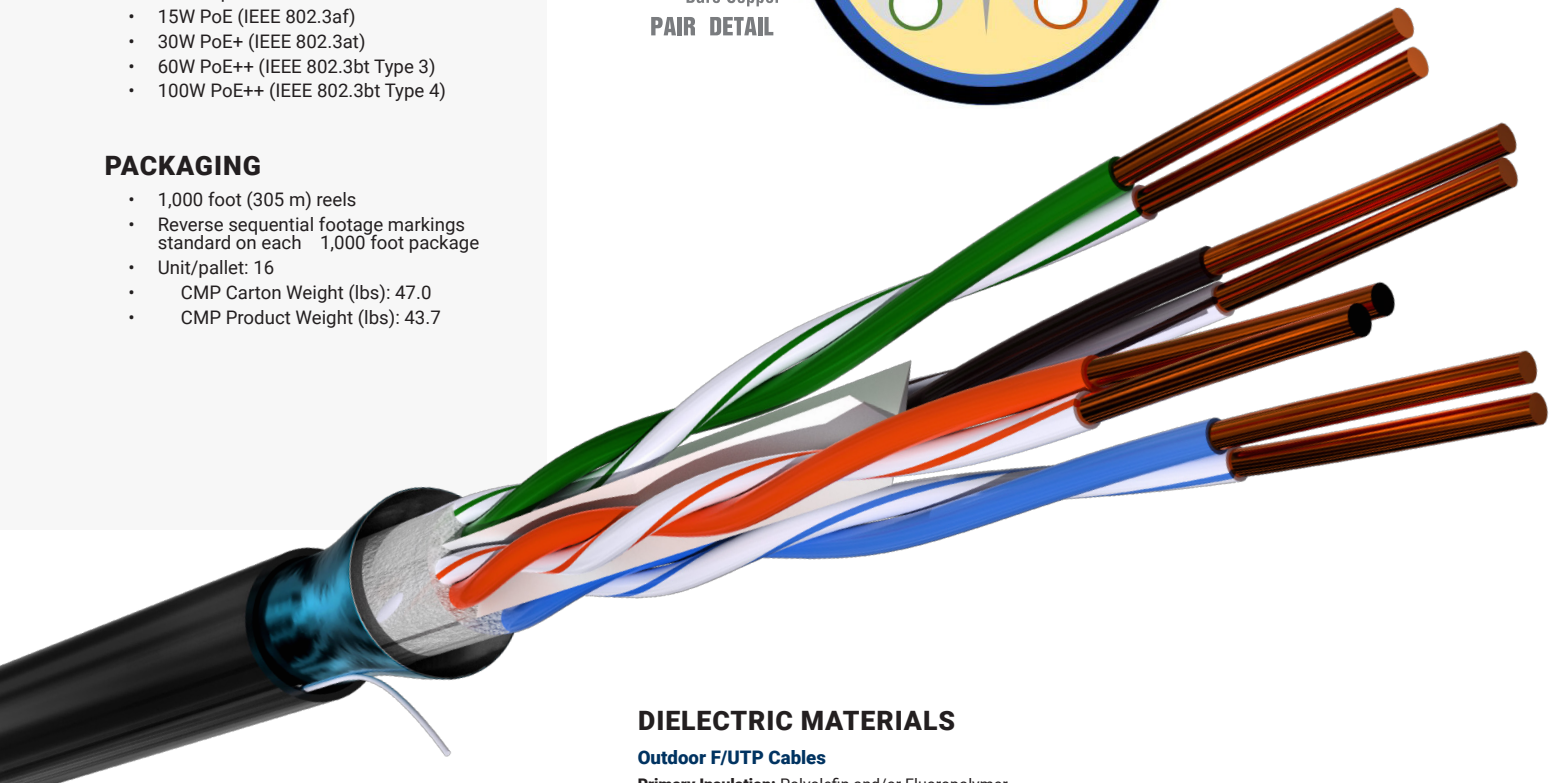
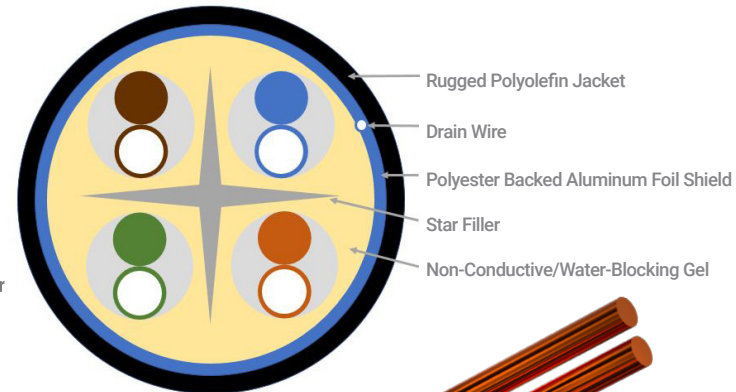
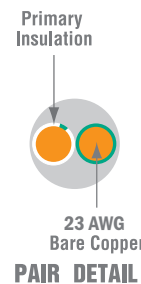
Building a Part Number

Base Part Number Ex.	No. of Conductors	Jacket Color	Reel Type
30348	8	XX	Y

Jacket Colors (XX):



Reel Type (Y):



DIELECTRIC MATERIALS

Outdoor F/UTP Cables

Primary Insulation: Polyolefin and/or Fluoropolymer

Overall Jacket: Medium density polyolefin

Cat 6A F/UTP Single Jacket OSP Transmission Specifications

ANSI/TIA-568.2-D Category 6A Verified
ISO/IEC 11801, 2nd ed. Class EA Compliant

Frequency (MHz)	Insertion Loss Max. (dB / 100 m)	NEXT Loss Min. (dB / 100 m)		ACR Min. (dB / 100 m)		ACRF Min. (dB / 100 m)		Return Loss Min. (dB/100m)	Delay Max. (ns/100m)
		WP	PS	WP	PS	WP	PS		
1	2.1	74.3	72.3	72.2	70.2	67.8	64.8	20.0	599
4	3.8	65.3	63.3	61.5	59.5	55.8	52.8	23.0	580
8	5.3	60.8	58.8	55.4	53.4	49.7	46.7	24.5	574
10	5.9	59.3	57.3	53.4	51.4	47.8	44.8	25.0	573
16	7.5	56.2	54.2	48.8	46.8	43.7	40.7	25.0	570
20	8.4	54.8	52.8	46.4	44.4	41.8	38.8	25.0	569
25	9.4	53.3	51.3	44.0	42.0	39.8	36.8	24.3	568
31.25	10.5	51.9	49.9	41.4	39.4	37.9	34.9	23.6	567
62.5	15.0	47.4	45.4	32.4	30.4	31.9	28.9	21.5	565
100	19.1	44.3	42.3	25.2	23.2	27.8	24.8	20.1	564
155	24.1	41.4	39.4	17.4	15.4	24.0	21.0	18.8	564
200	27.6	39.8	37.8	12.2	10.2	21.8	18.8	18.0	563
250	31.1	38.3	36.3	7.3	5.3	19.8	16.8	17.3	563
300	34.3	37.1	35.1	2.9	0.9	18.3	15.3	16.8	563
350	37.2	36.1	34.1	-	-	16.9	13.9	16.3	563
400	40.1	35.3	33.3	-	-	15.8	12.8	15.9	563
500	45.3	33.8	31.8	-	-	13.8	10.8	15.2	562
555*	47.9	33.1	31.1	-	-	12.9	9.9	14.9	562
660*	52.8	32.0	30.0	-	-	11.4	8.4	14.4	562

ELECTRICAL CHARACTERISTICS

Input Impedence:	100 ± 15Ω (1.0 to 100 MHz) 100 ± 20Ω (100 to 250 MHz) 100 ± 25Ω (251 to 500 MHz)
Maximum Conductor Resistance:	9.38 Ω /100 Meters @ 20°C
Maximum Resistance Unbalance:	3%
Maximum Mutual Capacitance:	5.6 nF/100 Meters @ 1 kHz
Maximum Capacitance Unbalance:	330 pF/100 meters
Maximum Delay Skew:	45 ns/100 meters
Nominal Velocity Of Propagation (Nvp):	67%

CABLE AMPACITY CHART

Bundle Size	1	2-7	8-19	20-37	38-61	62-91	92-192
Cable Temp	60°C	60°C	60°C	60°C	60°C	60°C	60°C
23 AWG	2.5	1.2	0.8	0.6	0.5	0.5	0.4

The table above is derived from the one approved by the National Fire Protection Agency and used in the National Electrical Code, NFPA-70. The complete table can be found in sections 725.144 and 800 Communication Circuits of the code. The table identifies the ampacity of each conductor (in amperes) in a 4-pair Class 2 or Class 3 data cable. Ambient temperature used for development of the table is 30°C (86°F) with all conductors in all cables carrying current. The table is based on 60°C (140°F), 75°C (167°F) and 90°C (194°F) rated cables. All cable temps are operational temp ratings. Cables with temp ratings above 90c would deliver additional power handling capacity.

Proterial Cable America, Inc. is continuously improving the performance of our products and the accuracy of the information provided. Due to this, we reserve the right to modify, revise, correct, or change products without notice. Thank you for your understanding.



Photo is for representation purposes only.

