

PRODUCT HIGHLIGHTS

- RoHS 3 compliant
- Made in U.S.A.
- UL Verified
- Low Smoke Plenum construction
- Guaranteed minimum performance
- Enhanced performance beyond TIA Standard
- Tested from 1 to 660 MHz
- CMP-50 rated cables available

APPLICATIONS

- HDBase-T A & B
- 5 Gigabit Ethernet (IEEE 802.3bz)
- 2.5 Gigabit Ethernet (IEEE 802.3bz)
- Gigabit Ethernet (IEEE 802.3ab)
- 100 Mbps Ethernet (IEEE 802.3u)
- 1000 Mbps ATM
- 622 Mbps ATM
- 15W PoE (IEEE 802.3af)
- 30W PoE+ (IEEE 802.3at)
- 60W PoE++ (IEEE 802.3bt Type 3)
- 100W PoE++ (IEEE 802.3bt Type 4)
- 60W PoE++ (IEEE 802.3bt Type 3)
- 100W PoE++ (IEEE 802.3bt Type 4)

PACKAGING

- 1,000 feet (305 m)
- Reverse sequential footagemarkings standard on each
- 1,000 foot package
- Unit/pallet: 32 Reels
- CMP Carton Weight (lbs): 29.04
- CMP Product Weight (lbs): 25.74

*weight may vary

TEMPERATURE RANGE

- **Storage Temperature**
-40°C to +60°C
(-40°F to +140°F)
- **Installation Temperature**
0°C to +60°C
(+32°F to +140°F)
- **Operation Temperature**
-20°C to +75°C
(-4°F to +167°F)

TIA Parameter	Guaranteed Headroom
NEXT loss	+5 dB
PSANEXT loss	+5 dB
ACRF	+6 dB
PSACRF	+6 dB

DIELECTRIC MATERIALS

Plenum

Primary Insulation: Plenum-rated fluoropolymer
Overall Jacket: Low-smoke, flame-retardant thermoplastic
Star Filler: Plenum-rated polymer

Riser

Primary Insulation: Polyolefin
Overall Jacket: Flame-retardant thermoplastic
Star Filler: Flame-retardant thermoplastic

Cat 6 Premium Enhanced UTP Part Specifications





	Part Number	# of Pairs	Calculated Cable O.D.		Cable Weight		c(UL) us Listed Type
			inches	mm	lbs/1000ft	kg/305 m	
PLENUM	30183-8-XXY	4	0.20	5.1	25.74	11.68	CMP (NFPA 262), CSA Type FT6

	Part Number	# of Pairs	Calculated Cable O.D.		Cable Weight		c(UL) us Listed Type
			inches	mm	lbs/1000ft	kg/305 m	
RISER	30212-8-XXY	4	0.215	6.22	26.93	12.22	CMP (NFPA 262), CSA Type FT6

Building a Part Number

Base Part Number Ex.	No. of Conductors	Jacket Color	Reel Type
30183	8	XX	Y

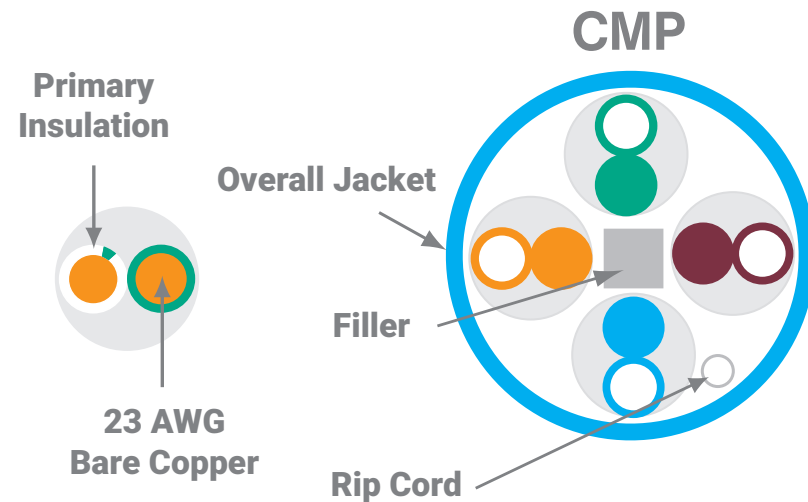
Jacket Colors (XX):

 BL Blue RAL 5012	 GR Green RAL 6032	 YE Yellow RAL 1032	 WH White RAL 9003
--	---	--	---

Reel Type (Y):



Reel 2: Reelex



Cat 6 Premium Enhanced UTP Transmission Specifications

ANSI/TIA-568.2-D Category 6 Verified
ISO/IEC 11801, 2nd ed. Class EA Compliant

Freq. (MHz)	Ins. Loss		NEXT		PSNEXT		ACR		PSACR		ACRF		PSACRF		Return Loss	
	Std.	Max.	Std.	Min.	Std.	Min.	Cal.	Min.	Cal.	Min.	Std.	Min.	Std.	Min.	Std.	Min.
1	2.0	2.0	74.3	83.3	72.3	81.3	72.3	81.3	70.3	79.3	67.8	75.8	64.8	72.8	20.0	20.0
4	3.8	3.7	65.3	74.3	63.3	72.3	61.5	70.6	59.5	68.6	55.8	63.8	52.8	60.8	23.0	24.2
8	5.3	5.2	60.8	69.8	58.8	67.8	55.4	64.6	53.4	62.6	49.7	57.7	46.7	54.7	24.5	26.3
10	6.0	5.8	59.3	68.3	57.3	66.3	53.3	62.5	51.3	60.5	47.8	55.8	44.8	52.8	25.0	27.0
16	7.6	7.3	56.2	65.2	54.2	63.2	48.7	57.9	46.7	55.9	43.7	51.7	40.7	48.7	25.0	27.0
31.25	10.7	10.4	51.9	60.9	49.9	58.9	41.2	50.5	39.2	48.5	37.9	45.9	34.9	42.9	23.6	25.9
62.5	15.4	14.9	47.4	56.4	45.4	54.4	32.0	41.4	30.0	39.4	31.9	39.9	28.9	36.9	21.5	24.2
100	19.8	19.2	44.3	53.3	42.3	51.3	24.5	34.1	22.5	32.1	27.8	35.8	24.8	32.8	20.1	23.1
155	25.2	24.4	41.1	50.4	39.4	48.4	15.9	26.0	14.3	24.0	24.0	32.0	21.0	29.0	18.8	22.0
200	29.0	28.1	39.8	48.8	37.8	46.8	10.8	20.7	8.8	18.7	21.8	29.8	18.8	26.8	18.0	21.4
250	32.8	31.9	38.3	47.3	36.3	45.3	5.5	15.5	3.5	13.5	19.8	27.8	16.8	24.8	17.3	20.9
300*	-	35.3	-	46.1	-	44.1	-	10.8	-	8.8	-	26.3	-	23.3	-	20.4
350*	-	38.6	-	45.1	-	43.1	-	6.5	-	4.5	-	24.9	-	21.9	-	20.1
400*	-	41.7	-	44.3	-	42.3	-	2.6	-	0.6	-	23.8	-	20.8	-	19.7
500*	-	47.5	-	42.8	-	40.8	-	-	-	-	-	21.8	-	18.8	-	19.2
555*	-	50.5	-	42.1	-	40.1	-	-	-	-	-	20.9	-	17.9	-	18.9
660*	-	55.9	-	41.0	-	39.0	-	-	-	-	-	19.4	-	16.4	-	18.5

*Frequencies beyond the TIA and ISO requirements are for information only. All values are dB/100m.

ELECTRICAL CHARACTERISTICS

Input Impedance:	100 ± 15Ω (1.0 to 100 MHz) 100 ± 20Ω (101 to 250 MHz)
Maximum Resistance Unbalance:	3%
Maximum Capacitance Unbalance:	330 pF/100 meters
Maximum Delay Skew:	35 ns/100 meters
Nominal Velocity Of Propagation (Nvp):	70% Plenum 68% Riser

CABLE AMPACITY CHART

Bundle Size	1	2-7	8-19	20-37	38-61	62-91	92-192
Cable Temp	75°C	75°C	75°C	75°C	75°C	75°C	75°C
23 AWG	2.5	1.5	1.1	0.8	0.7	0.7	0.5

The table above is derived from the one approved by the National Fire Protection Agency and used in the National Electrical Code, NFPA-70. The complete table can be found in sections 725.144 and 800 Communication Circuits of the code. The table identifies the ampacity of each conductor (in amperes) in a 4-pair Class 2 or Class 3 data cable. Ambient temperature used for development of the table is 30°C (86°F) with all conductors in all cables carrying current. The table is based on 60°C (140°F), 75°C (167°F) and 90°C (194°F) rated cables. All cable temps are operational temp ratings. Cables with temp ratings above 90°C would deliver additional power handling capacity.

Proterial Cable America, Inc. is continuously improving the performance of our products and the accuracy of the information provided. Due to this, we reserve the right to modify, revise, correct, or change products without notice. Thank you for your understanding.




Photo is for representation purposes only.
3D Image represents the CMR Configuration

