

PRODUCT HIGHLIGHTS

- RoHS 3 compliant
- Made in U.S.A.
- UL Verified ANSI/TIA-568.2-D
- Low Smoke Plenum construction
- Tested from 1 to 660 MHz
- UL Tested (LP) for maximum power support

APPLICATIONS

- HDBase-T A & B
- 10 Gigabit Ethernet (IEEE 802.3an)
- 5 Gigabit Ethernet (IEEE 802.3bz)
- 2.5 Gigabit Ethernet (IEEE 802.3bz)
- Gigabit Ethernet (IEEE 802.3ab)
- 100 Mbps Ethernet (IEEE 802.3u)
- 1000 Mbps ATM
- 622 Mbps ATM
- 15W PoE (IEEE 802.3af)
- 30W PoE+ (IEEE 802.3at)
- 60W PoE++ (IEEE 802.3bt Type 3)
- 100W PoE++ (IEEE 802.3bt Type 4)

PACKAGING

- 1,000 feet (305 m)
- Reverse sequential footage markings standard on each 1,000 foot package
- Unit/pallet: 12 Reels
CMP Carton Weight (lbs): 43.64
CMP Product Weight (lbs): 40.34

*weight may vary

TEMPERATURE RANGE

- **Storage Temperature**
-40°C to +60°C
(-40°F to +140°F)
- **Installation Temperature**
0°C to +60°C
(+32°F to +140°F)
- **Operation Temperature**
Plenum
-20°C to +90°C
(-4°F to +194°F)

DIELECTRIC MATERIALS

Plenum

Primary Insulation: Plenum-rated fluoropolymer
Overall Jacket: Low-smoke, flame-retardant thermoplastic
Star Filler: Plenum-rated polymer

Riser

Primary Insulation: Polyolefin
Overall Jacket: Flame-retardant thermoplastic
Star Filler: Flame-retardant thermoplastic

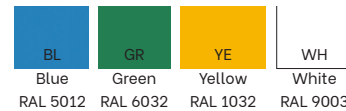
Cat 6A Supra 10 Gigabit UTP Part Specifications

	Part Number	# of Pairs	Calculated Cable O.D.		Cable Weight		c(UL) us Listed Type
			inches	mm	lbs/1000ft	kg/305 m	
PLENUM	30218-8-XXY	4	0.31	7.87	47.25	21.43	CMP (NFPA 262), CSA Type FT6
RISER			0.32	8.13	36.72	16.65	

Building a Part Number

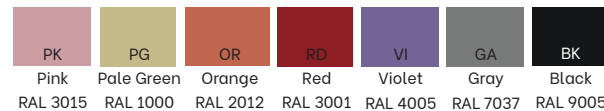
Base Part Number Ex.	No. of Conductors	Jacket Color	Reel Type
30218	8	XX	Y

Jacket Colors (XX):



*Riser only available in Blue or White

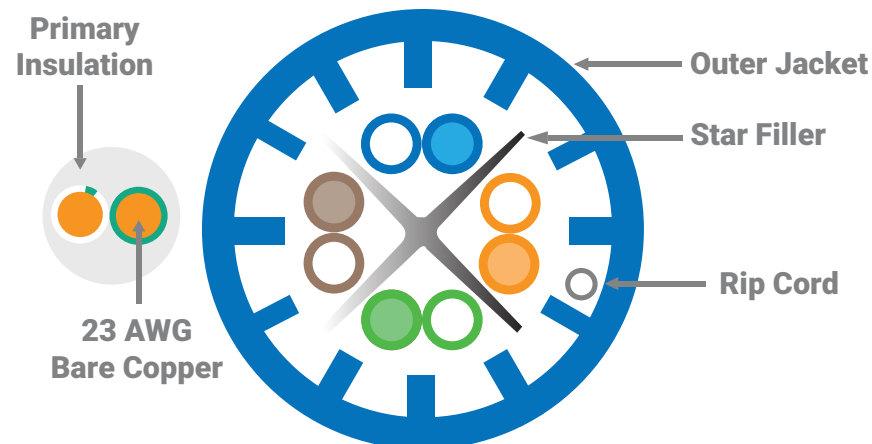
Non-Stock Jacket Colors (XX):



Reel Type (Y):



Reel 3: Reel



Cat 6A Supra 10 Gigabit UTP Transmission Specifications

ANSI/TIA-568.2-D Category 6A Verified
ISO/IEC 11801, 2nd ed. Class EA Compliant

Freq. (MHz)	Ins. Loss	NEXT	PSNEXT	ACR	PSACR	ACRF	PSACRF	Return Loss	PSANEXT	PSANEXT	PSAACRF
	Max.	Min.	Min.	Min.	Min.	Min.	Min.	Min.	TIA Std.	Min	Min
1	2.1	74.3	72.3	72.2	70.2	67.8	64.8	20.0	67.0	73.0	67.0
4	3.8	65.3	63.3	61.5	59.5	55.8	52.8	23.0	67.0	73.0	66.2
8	5.3	60.8	58.8	55.4	53.4	49.7	46.7	24.5	67.0	73.0	60.1
10	5.9	59.3	57.3	53.4	51.4	47.8	44.8	25.0	67.0	73.0	58.2
16	7.5	56.2	54.2	48.8	46.8	43.7	40.7	25.0	67.0	73.0	54.1
20	8.4	54.8	52.8	46.4	44.4	41.8	38.8	25.0	67.0	73.0	52.2
25	9.4	53.3	51.3	44.0	42.0	39.8	36.8	2.3	67.0	73.0	50.2
31.25	10.5	51.9	49.9	41.4	39.4	37.9	34.9	23.6	67.0	73.0	48.3
62.5	15.0	47.4	45.4	32.4	30.4	31.9	28.9	21.5	65.6	71.6	42.3
100	19.1	44.3	42.3	25.2	23.2	27.8	24.8	20.1	62.5	68.5	38.2
155	24.1	41.4	39.4	17.4	15.4	24.0	21.0	18.8	59.6	65.6	34.4
200	27.6	39.8	37.8	12.2	10.2	21.8	18.8	18.0	58.0	64.0	32.2
250	31.1	38.3	36.3	7.3	5.3	19.8	16.8	17.3	56.5	62.5	30.2
300	34.3	37.1	35.1	2.9	0.9	18.3	15.3	16.8	55.3	61.3	28.7
350	37.2	36.1	34.1	-	-	16.9	13.9	16.3	54.3	60.3	27.3
400	40.1	35.3	33.3	-	-	15.8	12.8	15.9	53.5	59.3	26.2
500	45.3	33.8	31.8	-	-	13.8	10.8	15.2	52.0	58.0	24.2
555*	47.9	33.1	31.1	-	-	12.9	9.9	14.9	51.3	57.3	23.3
660*	52.8	32.0	30.0	-	-	11.4	8.4	14.4	50.2	56.2	21.8

*Frequencies beyond the TIA and ISO requirements are for information only. All values are dB/100m.

ELECTRICAL CHARACTERISTICS

Input Impedance:	100 ± 15Ω (1.0 to 100 MHz) 100 ± 20Ω (100 to 250 MHz) 100 ± 25Ω (251 to 500 MHz)
Maximum Resistance Unbalance:	3%
Maximum Capacitance Unbalance:	330 pF/100 meters
Maximum Delay Skew:	45 ns/100 meters
Nominal Velocity Of Propagation (Nvp):	70% Plenum 68% Riser
Voltage Rating:	300 Volts
LP Rating (UL) - CMP	0.6 Amps/conductor

CABLE AMPACITY CHART

Bundle Size	1		2-7		8-19		20-37		38-61		62-91		92-192	
	75°C	90°C	75°C	90°C	75°C	90°C	75°C	90°C	75°C	90°C	75°C	90°C	75°C	90°C
23 AWG	2.5	2.5	1.5	1.7	1.1	1.7	0.8	0.9	0.7	0.8	0.7	0.8	0.5	0.6

The table above is derived from the one approved by the National Fire Protection Agency and used in the National Electrical Code, NFPA-70. The complete table can be found in sections 725.144 and 800 Communication Circuits of the code. The table identifies the ampacity of each conductor (in amperes) in a 4-pair Class 2 or Class 3 data cable. Ambient temperature used for development of the table is 30°C (86°F) with all conductors in all cables carrying current. The table is based on 60°C (140°F), 75°C (167°F) and 90°C (194°F) rated cables. All cable temps are operational temp ratings. Cables with temp ratings above 90°C would deliver additional power handling capacity.

Proterial Cable America, Inc. is continuously improving the performance of our products and the accuracy of the information provided. Due to this, we reserve the right to modify, revise, correct, or change products without notice. Thank you for your understanding.

