

PRODUCT HIGHLIGHTS

- REACH & RoHS 2 compliant
- Made in U.S.A.
- UL Verified
- Low Smoke Plenum construction
- Tested from 1 to 400 MHz
- CMR-LSZH version offers a halogen free design for improved environmental performance

TEMPERATURE RANGE

- Storage Temperature**
-40°C to +60°C
(-40°F to +140°F)
- Installation Temperature**
0°C to +60°C
(+32°F to +140°F)
- Operation Temperature**
-20°C to +75°C
(-4°F to +167°F)

APPLICATIONS

- 5 Gigabit Ethernet (IEEE 802.3bz)
- 2.5 Gigabit Ethernet (IEEE 802.3bz)
- Gigabit Ethernet (IEEE 802.3ab)
- 100 Mbps Ethernet (IEEE 802.3u)
- 1000 Mbps ATM
- 622 Mbps ATM
- 15W PoE (IEEE 802.3af)
- 30W PoE+ (IEEE 802.3at)

PACKAGING

- 1,000 feet (305 m)
- Reverse sequential footage markings standard on each 1,000 foot package
- Unit/pallet: 32 Reels
CMP Carton Weight (lbs): 23.66
CMP Product Weight (lbs): 20.36

*weight may vary, call for CMR information

Cat 5e UTP Part Specifications

	Part Number	# of Pairs	Calculated Cable O.D.		Cable Weight		c(UL) us Listed Type
			inches	mm	lbs/1000ft	kg/305 m	
PLENUM	39419-8-XXY	4	0.18	4.57	20.36	9.24	CMP (NFPA 262), CSA Type FT6

	Part Number	# of Pairs	Calculated Cable O.D.		Cable Weight		c(UL) us Listed Type
			inches	mm	lbs/1000ft	kg/305 m	
RISER	38696-8-XXY	4	0.17	4.55	17.86	8.10	CMR (UL 1666), CSA Type FT4

	Part Number	# of Pairs	Calculated Cable O.D.		Cable Weight		c(UL) us Listed Type
			inches	mm	lbs/1000ft	kg/305 m	
LSHF	30308-8-XXY	4	0.19	4.8	20.37	9.24	CMR (UL 1666), CSA Type FT4

Building a Part Number

Base Part Number Ex.	No. of Conductors	Jacket Color	Reel Type
39419	8	XX	Y

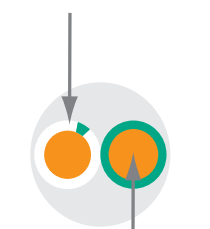
Jacket Colors (XX):

BK Black RAL 5012	BL Blue RAL 5012	GA Gray RAL 7037	GR Green RAL 6032	RD Red RAL 3001	VI Violet RAL 4005	YE Yellow RAL 1032	WH White RAL 9003
--------------------------------	-------------------------------	-------------------------------	--------------------------------	------------------------------	---------------------------------	---------------------------------	--------------------------------

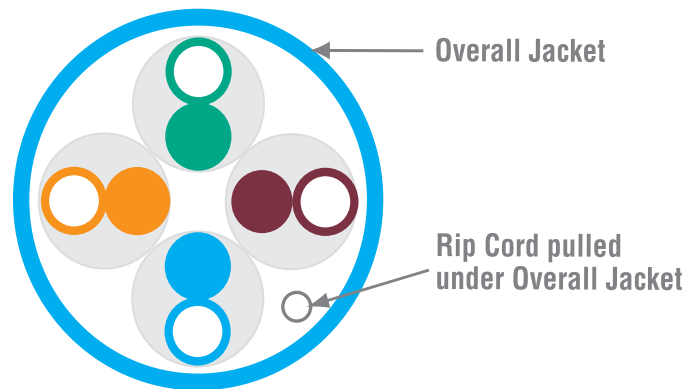
Reel Type (Y):



Primary Insulation



22 AWG
Bare Copper
PAIR DETAIL



Riser

Primary Insulation: Polyolefin
Overall Jacket: Flame-retardant Thermoplastic

Plenum

Primary Insulation: Plenum-rated fluoropolymer
Overall Jacket: Low-smoke, flame-retardant thermoplastic

Cat 5e UTP Transmission Specifications

ANSI/TIA-568.2-D Category 5e Verified
ISO/IEC 11801, 2nd ed. Class EA Compliant

Freq. (MHz)	Ins. Loss		NEXT		PSNEXT		ACR		PSACR		ACRF		PSACRF		Return Loss	
	Std.	Max.	Std.	Min.	Std.	Min.	Cal.	Min.	Cal.	Min.	Std.	Min.	Std.	Min.	Std.	Min.
1	2.0	2.0	65.3	65.3	62.3	62.3	63.3	63.3	60.3	60.3	63.8	63.8	60.8	60.8	20.0	20.0
4	4.1	4.1	56.3	56.3	53.3	53.3	52.2	52.2	49.2	49.2	51.8	51.8	48.8	48.8	23.0	23.0
8	5.8	5.8	51.8	51.8	48.8	48.8	46.0	46.0	43.0	43.0	45.7	45.7	42.7	42.7	24.5	24.5
10	6.5	6.5	50.3	50.3	47.3	47.3	43.8	43.8	40.8	40.8	43.8	43.8	40.8	40.8	25.0	25.0
16	8.2	8.2	47.2	47.2	44.2	44.2	39.0	39.0	36.0	36.0	39.7	39.7	36.7	36.7	25.0	25.0
31.25	11.7	11.7	42.9	42.9	39.9	39.9	31.2	31.2	28.2	28.2	33.9	33.9	30.9	30.9	23.6	23.6
62.5	17.0	17.0	38.4	38.4	35.4	35.4	21.4	21.4	18.4	18.4	27.9	27.9	24.9	24.9	21.5	21.5
100	22.0	22.0	35.3	35.3	32.3	32.3	13.3	13.3	10.3	10.3	23.8	23.8	20.8	20.8	20.1	20.1
155*	-	28.1	-	32.4	-	29.4	4.4	4.4	1.4	1.4	-	20.0	-	17.0	-	18.8
200*	-	32.4	-	30.8	-	27.8	-	-	-	-	-	17.8	-	14.8	-	18.0
250*	-	36.9	-	29.3	-	26.3	-	-	-	-	-	15.8	-	12.8	-	17.3
400*	-	48.5	-	26.3	-	23.3	-	-	-	-	-	11.8	-	8.8	-	15.9

*Frequencies beyond the TIA and ISO requirements are for information only. All values are dB/100m.

ELECTRICAL CHARACTERISTICS

Input Impedance:	100 ± 15Ω (1.0 to 100 MHz)
Maximum Resistance Unbalance:	5%
Maximum Capacitance Unbalance:	330 pF/100 meters
Maximum Delay Skew:	45 ns/100 meters
Nominal Velocity Of Propagation (Nvp):	70%, Plenum 68%, Riser
Voltage Rating:	300 Volts

CABLE AMPACITY CHART

Bundle Size	1	2-7	8-19	20-37	38-61	62-91	92-192
Cable Temp	75°C	75°C	75°C	75°C	75°C	75°C	75°C
23 AWG	2.0	1.4	1.0	0.7	0.6	0.5	0.4

The table above is derived from the one approved by the National Fire Protection Agency and used in the National Electrical Code, NFPA-70. The complete table can be found in sections 725.144 and 800 Communication Circuits of the code. The table identifies the ampacity of each conductor (in amperes) in a 4-pair Class 2 or Class 3 data cable. Ambient temperature used for development of the table is 30°C (86°F) with all conductors in all cables carrying current. The table is based on 60°C (140°F), 75°C (167°F) and 90°C (194°F) rated cables. All cable temps are operational temp ratings. Cables with temp ratings above 90°C would deliver additional power handling capacity.

Proterial Cable America, Inc. is continuously improving the performance of our products and the accuracy of the information provided. Due to this, we reserve the right to modify, revise, correct, or change products without notice. Thank you for your understanding.

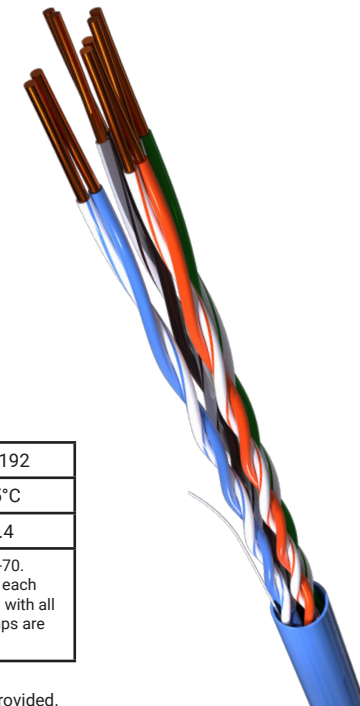


Photo is for representation purposes only.

