

PRODUCT HIGHLIGHTS

- RoHS 3 compliant
- Made in U.S.A.
- UL Verified ANSI/TIA-568.2-D
- Low Smoke Plenum construction
- Tested from 1 to 660 MHz
- Small O.D. allows more cables per conduit
- Noise Control Barrier (NCB™) technology allows for a reduced outside diameter and electrical performance that is superior to discontinuous shield designs
- UL Tested (LP) for maximum power support

APPLICATIONS

- HDBase-T A & B
- 10 Gigabit Ethernet (IEEE 802.3an)
- 5 Gigabit Ethernet (IEEE 802.3bz)
- 2.5 Gigabit Ethernet (IEEE 802.3bz)
- Gigabit Ethernet (IEEE 802.3ab)
- 100 Mbps Ethernet (IEEE 802.3u)
- 1000 Mbps ATM
- 622 Mbps ATM
- 15W PoE (IEEE 802.3af)
- 30W PoE+ (IEEE 802.3at)
- 60W PoE++ (IEEE 802.3bt Type 3)
- 100W PoE++ (IEEE 802.3bt Type 4)

PACKAGING

- 1,000 feet (305 m)
- Reverse sequential footage markings standard on each 1,000 foot package
- Unit/pallet: 12 Reels
- CMP Carton Weight (lbs): 43.64
- CMP Product Weight (lbs): 40.34

*weight may vary

TEMPERATURE RANGE

- **Storage Temperature**
-40°C to +60°C
(-40°F to +140°F)
- **Installation Temperature**
0°C to +60°C
(+32°F to +140°F)
- **Operation Temperature**
Plenum
-20°C to +90°C
(-4°F to +194°F)

Plenum

Primary Insulation: Plenum-rated fluoropolymer
Overall Jacket: Low-smoke, flame-retardant thermoplastic
Star Filler: Plenum-rated polymer

Cat 6A Supra 10G-XE UTP Part Specifications

	Part Number	# of Pairs	Calculated Cable O.D.		Cable Weight		c(UL) us Listed Type
			inches	mm	lbs/1000ft	kg/305 m	
PLENUM	30303-8-XXY	4	0.270	6.858	40.34	18.29	CMP (NFPA 262), CSA Type FT6

Building a Part Number

Base Part Number Ex.	No. of Conductors	Jacket Color	Reel Type
30303	8	XX	Y

Jacket Colors (XX):

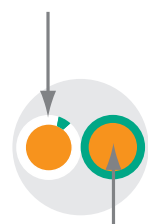
BL Blue RAL 5012	GR Green RAL 6032	YE Yellow RAL 1032	WH White RAL 9003
-------------------------------	--------------------------------	---------------------------------	--------------------------------

Reel Type (Y):

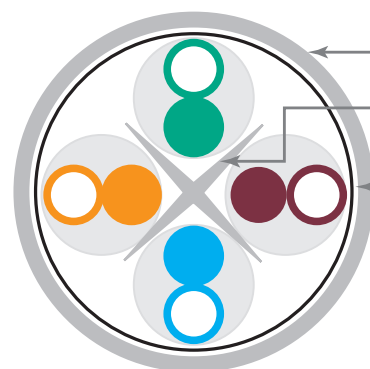


Reel 3: Reel

Primary Insulation



23 AWG
Bare Copper



Overall Jacket

Star Filler

Noise Control Barrier (NCB)™

Cat 6A Supra 10G-XE UTP Transmission Specifications

ANSI/TIA-568.2-D Category 6A Verified
ISO/IEC 11801, 2nd ed. Class EA Compliant

Freq. (MHz)	Ins. Loss	NEXT	PSNEXT	ACR	PSACR	ACRF	PSACRF	Return Loss	PSANEXT	PSANEXT	PSAACRF	PSAACRF
	Max.	Min.	Min.	Min.	Min.	Min.	Min.	Min.	TIA Std.	Min	TIA Std.	Min
1	2.1	74.3	72.3	72.2	70.2	67.8	64.8	20.0	67.0	73.0	67.0	73.0
4	3.8	65.3	63.3	61.5	59.5	55.8	52.8	23.0	67.0	73.0	66.2	72.2
8	5.3	60.8	58.8	55.4	53.4	49.7	46.7	24.5	67.0	73.0	60.1	66.1
10	5.9	59.3	57.3	53.4	51.4	47.8	44.8	25.0	67.0	73.0	58.2	64.2
16	7.5	56.2	54.2	48.8	46.8	43.7	40.7	25.0	67.0	73.0	54.1	60.1
20	8.4	54.8	52.8	46.4	44.4	41.8	38.8	25.0	67.0	73.0	52.2	58.2
25	9.4	53.3	51.3	44.0	42.0	39.8	36.8	2.3	67.0	73.0	50.2	56.2
31.25	10.5	51.9	49.9	41.4	39.4	37.9	34.9	23.6	67.0	73.0	48.3	54.3
62.5	15.0	47.4	45.4	32.4	30.4	31.9	28.9	21.5	65.6	71.6	42.3	48.3
100	19.1	44.3	42.3	25.2	23.2	27.8	24.8	20.1	62.5	68.5	38.2	44.2
155	24.1	41.4	39.4	17.4	15.4	24.0	21.0	18.8	59.6	65.6	34.4	40.4
200	27.6	39.8	37.8	12.2	10.2	21.8	18.8	18.0	58.0	64.0	32.2	38.2
250	31.1	38.3	36.3	7.3	5.3	19.8	16.8	17.3	56.5	62.5	30.2	36.2
300	34.3	37.1	35.1	2.9	0.9	18.3	15.3	16.8	55.3	61.3	28.7	34.7
350	37.2	36.1	34.1	-	-	16.9	13.9	16.3	54.3	60.3	27.3	33.3
400	40.1	35.3	33.3	-	-	15.8	12.8	15.9	53.5	59.3	26.2	32.2
500	45.3	33.8	31.8	-	-	13.8	10.8	15.2	52.0	58.0	24.2	30.2
555*	47.9	33.1	31.1	-	-	12.9	9.9	14.9	51.3	57.3	23.3	29.3
660*	52.8	32.0	30.0	-	-	11.4	8.4	14.4	50.2	56.2	21.8	27.8

*Frequencies beyond the TIA and ISO requirements are for information only. All values are dB/100m.

ELECTRICAL CHARACTERISTICS

Input Impedance:	100 ± 15Ω (1.0 to 100 MHz) 100 ± 20Ω (100 to 250 MHz) 100 ± 25Ω (251 to 500 MHz)
Maximum Resistance Unbalance:	3%
Maximum Capacitance Unbalance:	330 pF/100 meters
Maximum Delay Skew:	45 ns/100 meters
Nominal Velocity Of Propagation (Nvp):	70% Plenum
Voltage Rating:	300 Volts
LP Rating (UL) - CMP	0.6 Amps/conductor

CABLE AMPACITY CHART

Bundle Size	1		2-7		8-19		20-37		38-61		62-91		92-192	
	75°C	90°C	75°C	90°C	75°C	90°C	75°C	90°C	75°C	90°C	75°C	90°C	75°C	90°C
23 AWG	2.5	2.5	1.5	1.7	1.1	1.7	0.8	0.9	0.7	0.8	0.7	0.8	0.5	0.6

The table above is derived from the one approved by the National Fire Protection Agency and used in the National Electrical Code, NFPA-70. The complete table can be found in sections 725.144 and 800 Communication Circuits of the code. The table identifies the ampacity of each conductor (in amperes) in a 4-pair Class 2 or Class 3 data cable. Ambient temperature used for development of the table is 30°C (86°F) with all conductors in all cables carrying current. The table is based on 60°C (140°F), 75°C (167°F) and 90°C (194°F) rated cables. All cable temps are operational temp ratings. Cables with temp ratings above 90°C would deliver additional power handling capacity.

Proterial Cable America, Inc. is continuously improving the performance of our products and the accuracy of the information provided. Due to this, we reserve the right to modify, revise, correct, or change products without notice. Thank you for your understanding.




Photo is for representation purposes only.

