

FEATURES & BENEFITS

- RoHS 2 compliant
- Made in U.S.A.
- All multimode, and singlemode cables (except OM1) utilize bend-insensitive optical fibers
- UV and fungus resistant jacket
- Tight buffered construction
- Easy to strip and terminate
- Each fiber is color coded for easy identification
- Dry, super absorbent polymers (SAPs) eliminate water migration in cable interstices
- Suitable for lashed aerial, duct, underground conduit and indoor plenum applications
- 900um buffered design recommended for easy termination
- Cables with more than 24 fibers have fibers segregated into 12-fiber sub-units

OPTIONS

- Enhanced bend insensitive OS2 optical fiber is available (ITU-T G.657.B3 & G.657.A2)

APPLICATIONS

- Applications include 10, 40 & 100 gigabit Ethernet, Fiber Channel, Video, Security, Automation

STANDARDS

- ANSI/TIA-568.3-D
- ISO/IEC 11801, 2nd edition
- Telcordia GR-409-CORE

TEMPERATURE RANGE

- **Storage Temperature**
-40° to 70°C
(-40° to 158°F)
- **Installation Temperature**
0° to 60°C
(32° to 140°F)
- **Operation Temperature**
-40° to 70°C
(-40° to 148°F)

DIELECTRIC MATERIALS

- **Plenum**
Overall Jacket: Flame-retardant Thermoplastic

Indoor / Outdoor Tight Buffered Plenum

Fibers	Cable O.D. inches / mm	62.5 UM OM1	50 UM OM3	50 UM OM4	8.3 UM OS2
2	0.190" / 4.8mm	61460-2	61468-2	61894-2	61459-2
6	0.190" / 4.8mm	61460-6	61468-6	61894-6	61459-6
12	0.230" / 5.8mm	61460-12	61468-12	61894-12	61459-12
24	0.330" / 8.4mm	61460-24	61468-24	61894-24	61459-24
48	0.627" / 15.9mm	61979-48	61959-48	61980-48	61480-48


Standard Jacket Colors



Optical Specifications TIA-568.3-D | ISO/IEC 11801, 2nd edition | Telcordia GR-409-CORE

Fiber Type	Max Attenuation (dB/km)		Min OFL Bandwidth (MHz-km)		Min EMBc Bandwidth (MHz-hm)		Gb Ethernet Distance (m)		10 Gb Ethernet Distance (m)	
	850nm (MM)	1300nm (MM)	850nm (MM)	1300nm (MM)	850nm (MM)	1300nm (MM)	850nm (MM)	1300nm (MM)	850nm (MM)	1300nm (MM)
OM1	3.5	1.0	200	500	220	N/A	300	550	33	N/A
OM2	3.0	1.0	700	500	950	N/A	750	550	150	N/A
OM3	3.0	1.0	1500	500	2000	N/A	1000	550	300	N/A
OM4	3.0	1.0	3500	500	4700	N/A	1100	550	550	N/A
OM5*	3.0	1.0	3500	500	4700	N/A	1100	550	550	N/A
OS2	0.5	0.5	N/A	N/A	N/A	N/A	> 25,000	> 40,000	10,000 - 25,000	40,000

*OM5 optical fiber tested by glass manufacturer and exceeds the requirements of all applicable industry standards.



Proterial Cable America, Inc. is continuously improving the performance of our products and the accuracy of the information provided. Due to this, we reserve the right to modify, revise, correct, or change products without notice. Thank you for your understanding.

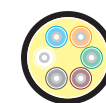
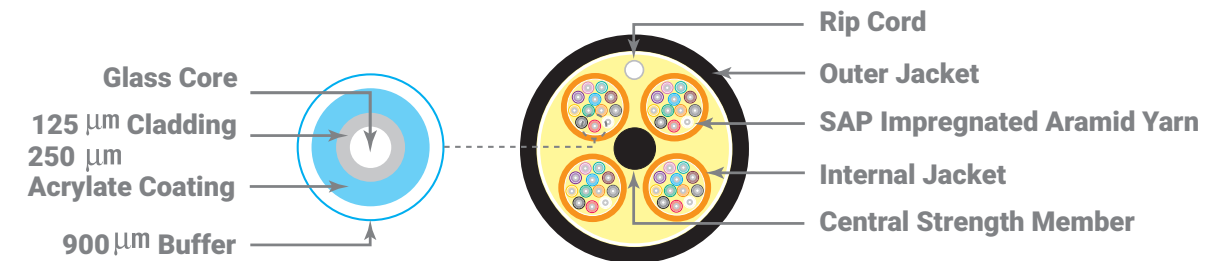


Specifications by Fiber Count

Fibers	Fibers / Tube	Tube Layout	Install Max Load Pounds	Install Max Load Newtons	Operating Max Load Pounds	Operating Max Load Newtons	Cable Weight lbs/kft	Cable Weight Kg/Km
2	2	x	128	570	38	171	12.6	18.8
6	5	x	128	570	38	171	15.1	22.5
12	12	x	160	712	48	214	22.5	33.5
24	24	x	288	1282	86	385	50.2	74.8
48	12	4xCSSM	640	2849	192	855	135.1	201.1

CSM = Central Strength Member

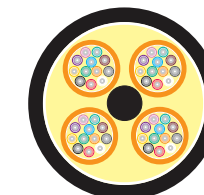
ASSEMBLY DETAIL



6-fiber




12-fiber



48-fibers (4 tubes of 12-fibers)

Diagram scale approx. 3:1



Tight Buffered Detail

MECHANICAL SPECS

- Bend radius, no load = 10x cable overall diameter
- Bend radius, load = 20x cable overall diameter



Photo is for representation purposes only.

