

### FEATURES & BENEFITS

- RoHS 2 compliant
- Made in U.S.A.
- All multimode, and singlemode cables (except OM1) utilize bend-insensitive optical fibers
- Small, lightweight construction suitable for installations where space is at a premium
- Ideal for MPO (MTP®) style connectors
- Each fiber is color coded for easy identification
- Flexible and easy to handle

### OPTIONS

- 8 fibers per tube available for cables up to 96 strands
- 16 fibers per tube and 24 fibers per tube up to 144 fiber
- OS2 optical fibers with enhanced bend insensitive performance are available.
- OM4+ and OM5 Available

### APPLICATIONS

- Ideal for high-density installations like data centers, central offices and overall premise applications where current or future data rates include 40 and 100 gigabits per second

### STANDARDS

- ANSI/TIA-568.3-D
- ISO/IEC 11801, 2nd edition
- Telcordia GR-409-CORE
- OS2 glass is compliant to ITU-T G.657.A1

### TEMPERATURE RANGE

- **Storage Temperature**  
-40°C to 70°C  
(-40°F to 158°F)
- **Installation Temperature**  
0°C to 60°C  
(32°F to 140°F)
- **Operation Temperature**  
0°C to 70°C  
(32°F to 158°F)

### DIELECTRIC MATERIALS

- **PLENUM**  
Overall Jacket: Flame-retardant Thermoplastic

### NanoCore Multi-Unit Micro Distribution (Plenum)

Fibers	Fibers Per Tube	Tube O.D. inches / mm	50 UM OM3	50 UM OM4	8.3 UM OS2
24	12	0.079" / 2.0mm	62216-24	62218-24	62205-24
36	12	0.079" / 2.0mm	62216-36	62218-36	62205-36
48	12	0.079" / 2.0mm	62216-48	62218-48	62205-48
72	12	0.079" / 2.0mm	62216-72	62218-72	62205-72
96	12	0.079" / 2.0mm	62216-96	62218-96	62205-96
144	12	0.079" / 2.0mm	62216-144	62218-144	62205-144

### Standard Jacket Colors



### Optical Specifications TIA-568.3-D | ISO/IEC 11801, 2nd edition | Telcordia GR-409-CORE

Fiber Type	Max Attenuation (dB/km)		Min OFL Bandwidth (MHz-km)		Min EMBc Bandwidth (MHz-hm)		Gb Ethernet Distance (m)		10 Gb Ethernet Distance (m)	
	850nm (MM)	1300nm (MM)	850nm (MM)	1300nm (MM)	850nm (MM)	1300nm (MM)	850nm (MM)	1300nm (MM)	850nm (MM)	1300nm (MM)
OM1	3.5	1.0	200	500	220	N/A	300	550	33	N/A
OM2	3.0	1.0	700	500	950	N/A	750	550	150	N/A
OM3	3.0	1.0	1500	500	2000	N/A	1000	550	300	N/A
OM4	3.0	1.0	3500	500	4700	N/A	1100	550	550	N/A
OM5*	3.0	1.0	3500	500	4700	N/A	1100	550	550	N/A
OS2	0.5	0.5	N/A	N/A	N/A	N/A	> 25,000	> 40,000	10,000 - 25,000	40,000

\*OM5 optical fiber tested by glass manufacturer and exceeds the requirements of all applicable industry standards.



Proterial Cable America, Inc. is continuously improving the performance of our products and the accuracy of the information provided. Due to this, we reserve the right to modify, revise, correct, or change products without notice. Thank you for your understanding.




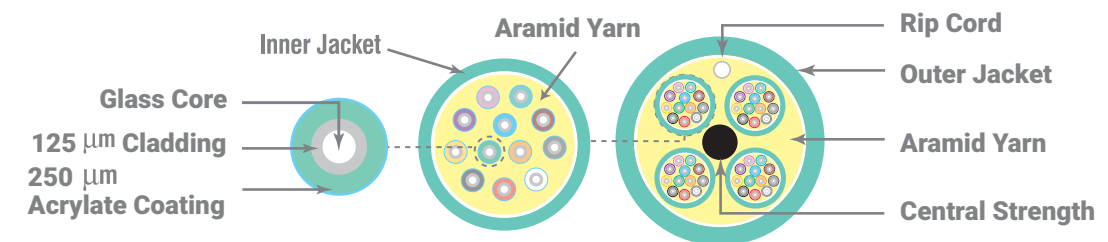
### Specifications by Fiber Count

Fibers	Tube Layout	Cable O.D. inches / mm	Install Max Load Pounds	Install Max Load Newtons	Operating Max Load Pounds	Operating Max Load Newtons	Cable Weight lbs/kft	Cable Weight Kg/Km
24	2+2FxCSM	0.296" / 7.5mm	150	668	45	200	36.4	54.2
36	3+1FxCSM	0.296" / 7.5mm	150	668	45	200	37.4	55.7
48	4xCSSM	0.296" / 7.5mm	150	668	45	200	38.3	57.0
72	6xCSSM	0.355" / 9.0mm	150	668	45	200	48.3	71.9
96	8xCSSM	0.433" / 11mm	150	668	45	200	83.8	124.7
144	9x3xCSSM	0.458" / 11.6mm	150	668	45	200	88.9	132.3

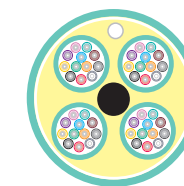
\*These cable designs utilize color-coded binders to separate subunits  
CSM = Central Strength Member  
F = Filler

### MECHANICAL SPECS


- Bend radius, no load  
= 10x cable overall diameter
- Bend radius, load  
= 15x cable overall diameter



24 fibers



48 fibers



144 fibers



Power+™, NanoCore® are Trademarks or registered trademarks of Proterial Cable America, Inc.

Photo is for representation purposes only.

